

MB&F + *Alain Silberstein*[®]

LEGACY MACHINE N°1 SILBERSTEIN

LEGACY MACHINE N°1 SILBERSTEIN

FUNCTIONS

05

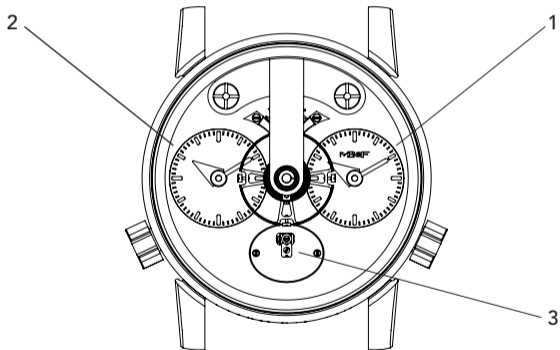
OPERATING INSTRUCTIONS WINDING

07

OPERATING INSTRUCTIONS TIME SETTING

09

LEGACY MACHINE N°1 SILBERSTEIN

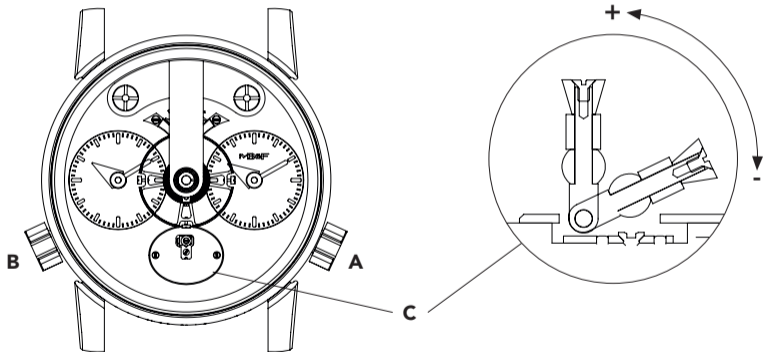


FUNCTIONS

- 1 HOME TIME ZONE
- 2 SECOND TIME ZONE
- 3 POWER RESERVE INDICATOR

NOTE: THE TIME ZONES ARE FULLY INDEPENDENT FROM ONE ANOTHER.

LEGACY MACHINE N°1 SILBERSTEIN



OPERATING INSTRUCTIONS

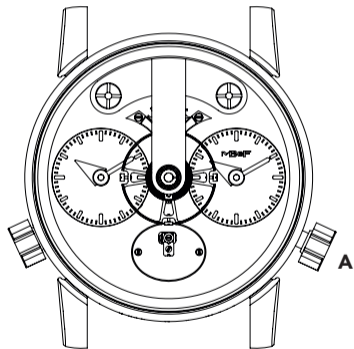
WINDING

Your watch is equipped with a manual winding movement.

If it has stopped, wind the Home Time crown **(A)** in position "In" till the maximum power reserve capacity **(C)**.

When the lever is completely raised the capacity is full and when the lever is down the capacity is empty.

LEGACY MACHINE N°1 SILBERSTEIN

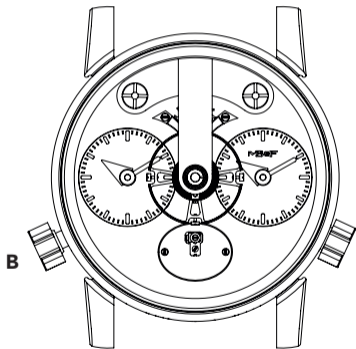


OPERATING INSTRUCTIONS

TIME SETTING

Crown (A) position "Out": Turn the crown to set the Home Time zone.
Slide the crown back against the case when finished.

LEGACY MACHINE N°1 SILBERSTEIN



OPERATING INSTRUCTIONS

TIME SETTING

Crown (B) position "Out": Turn the crown to set the Second Time zone.
Slide the crown back against the case when finished.

